

ProLine Endoscope storage and drying system

ProEndo Dry classic

According to DIN EN 16442

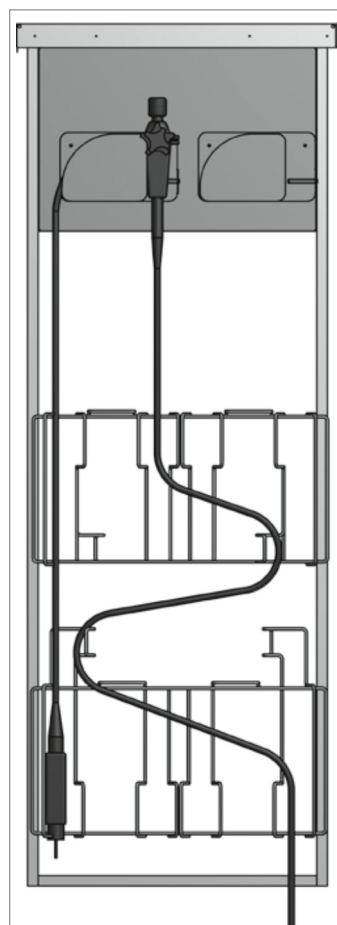
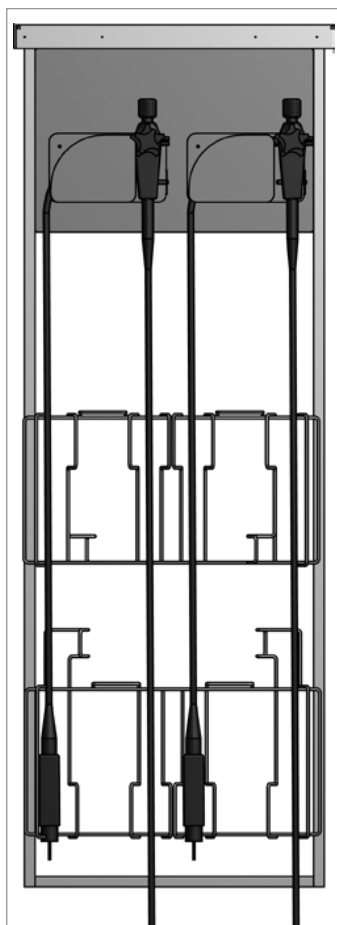
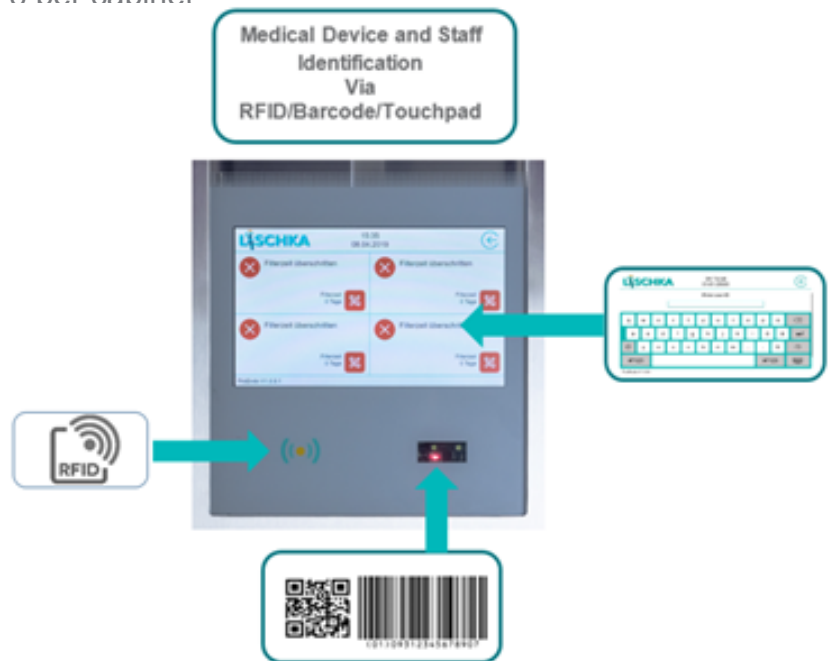


Drying and storage of endoscopes

Our patented “ProEndo” storage system for endoscopes consists of a unique, fully extractable telescopic rack, for the hanging of up to 4 endoscopes. There is no restriction as to the endoscope type or manufacturer, they all fit! No more damaged endoscopes, repair costs and unavailability of scopes! In the case of TEE probes you can even store 6 per cabinet

Cabinets require user/instrument registration before enabling a scope to be placed in the machine for drying and then storage. The whole process is documented until endoscope is removed for usage. Traceability is viewable directly at the cabinet or remotely.

After placing an endoscope in the cabinet, connect adaptor sets to the endoscope channels. Once you close the door, the individual channel drying of the endoscope starts and the cabinet is placed in a situation of overpressure via a separate filtered air inlet. And this, as long as there are endoscope is in the cabinet.



To avoid damage to distal ends, the rack is made of 2 separate and mobile parts enabling a perfect adjustment according to the size of the endoscopes.

The small footprint of these cabinets permits them to be placed in rooms where space is limited and modularly increase quantities according to needs and quantities of scopes to be stored.

With a maximum of 4 Endoscopes or 6 TEE probes per cabinet the risk of cross contamination (from a scope which was not washed properly) is very limited.

Available in Stainless steel or Powder coated Steel sheet. As all high quality Medical furnishings from Lischka, the cabinets are made in sandwich construction with sound insulating cardboard between the sheets. This will also give more hold to the cabinets which will then last for decades!

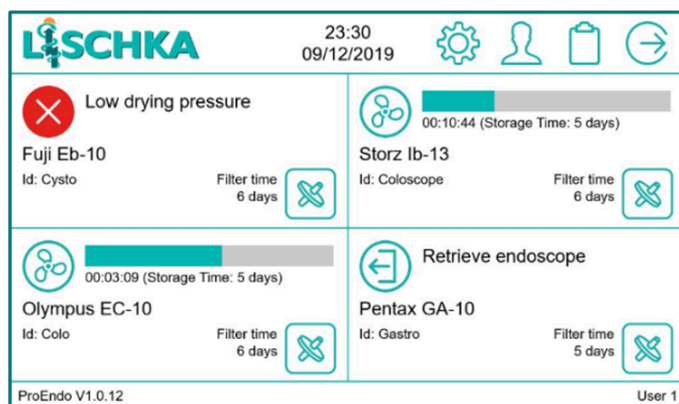
CE Marked & CSA Approved Field Evaluation of Complete Equipment

The equipment is manufactured according to our ISO9001 and has **CE** Mark. It is also evaluated to the requirements of the Model Code SPE 1000, and the applicable sections of the Canadian Electrical Code, part 1. Complying products are labelled using the QPS “QE” series label shown on the side



The display enables a user to easily identify which endoscopes are in the cabinet, via their Name and/or ID.

Just as simply, the user can individually follow the drying or storage status of the endoscopes. Error codes are clearly marked with obvious pictograms.



Cabinet features:



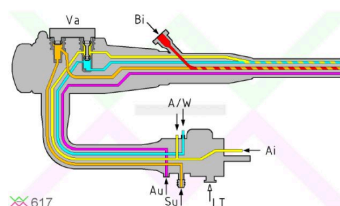
Only registered users have access to the registered endoscopes




Resistant to all types of disinfectants used in healthcare facilities



Suitable for all types and brands of endoscopes



Individual inner-channel drying of endoscopes via Hepa filtered air



Modularly increase the amount of cabinets to match the amount of endoscopes you have



These very small cabinets WxDxH: 340x670x2350mm enable you to place them in small rooms




Overpressure in cabinet via a series of Hepa filters



Remote data management: traceability of endoscopes and users, via a local network, is easily implemented

Capacity	max. 4 Endoscopes per rack (6 TEE Probes), modularly increasable
Technical Data	120 V, 50 Hz or 230 V, 50 Hz
Drying	Medical air or own air system generation
Dimensions (WxDxH)	340 x 670 x 2350 mm



Cabinets in Stainless Steel:



Cabinets in Powder coated steel sheet:



From Germany to the world



Lischka GmbH
Boxberger Straße 19
12681 Berlin Germany
info@lischka.berlin

Tel.: +49 30 98 19 58 - 0
Fax.: +49 30 98 19 58 - 200
web: www.lischka.berlin



2025-01-14_Rev1